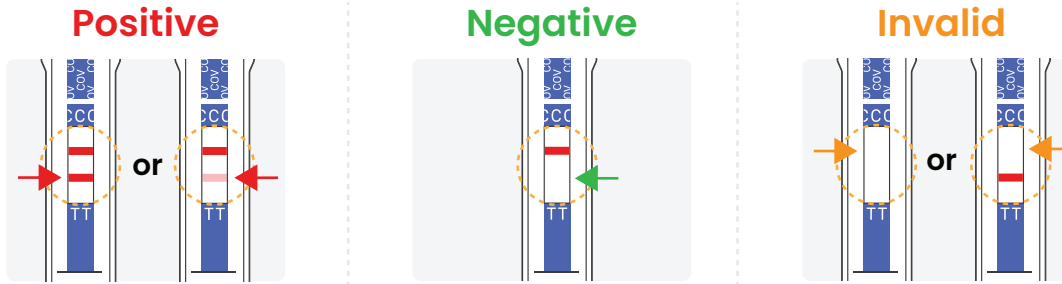


ECOTEST COVID-19 NASAL PEN TEST KIT - SELF TEST INSTRUCTION GUIDE

CON02763

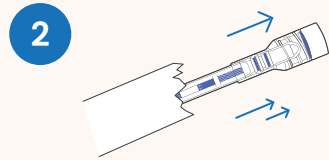
Package contents:



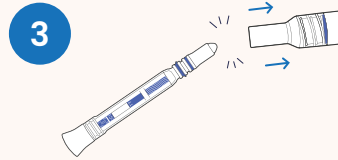
Note: Use test only one time. Test within first 7 days of symptoms. Testing by adult or under adult supervision only.



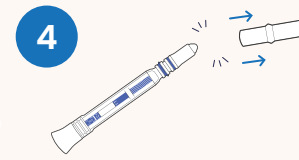
1 Wash your hands before the test.



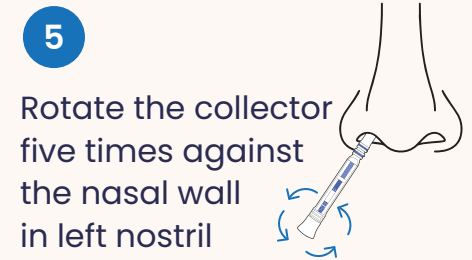
2 Remove the test from the packaging.



3 Take the nasal collector out of the base.



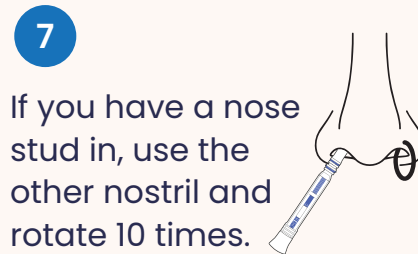
4 Remove the protector from tip.



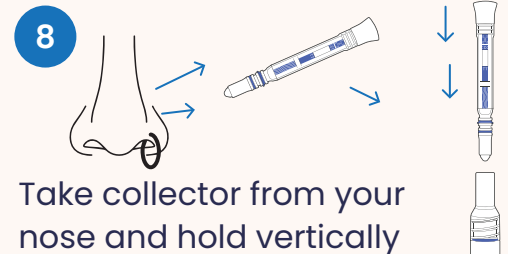
5 Rotate the collector five times against the nasal wall in left nostril



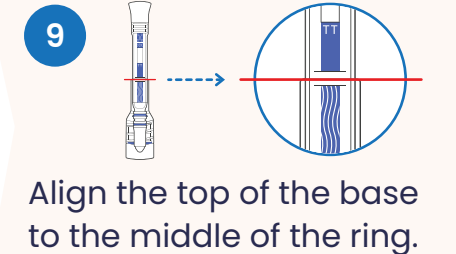
6 and then repeat in the right nostril.



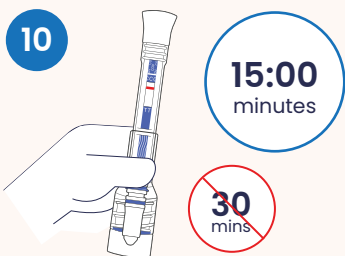
7 If you have a nose stud in, use the other nostril and rotate 10 times.



8 Take collector from your nose and hold vertically



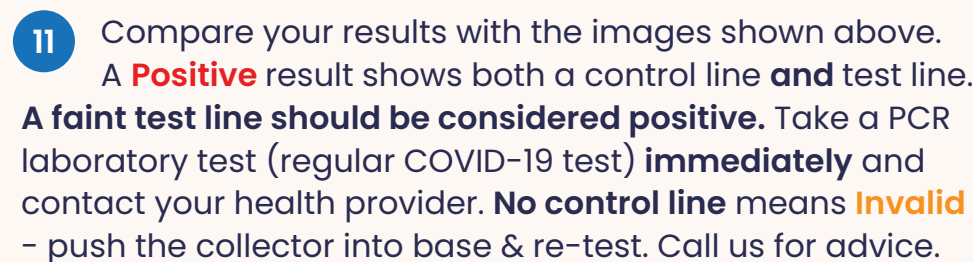
9 Align the top of the base to the middle of the ring.



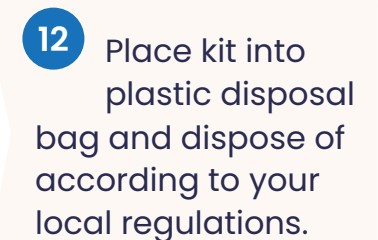
15:00 minutes

30 mins

10 Wait 15 minutes, then check your results. **Results will be invalid after 30 minutes.**



11 Compare your results with the images shown above. A **Positive** result shows both a control line **and** test line. A **faint test line should be considered positive**. Take a PCR laboratory test (regular COVID-19 test) **immediately** and contact your health provider. **No control line** means **Invalid** - push the collector into base & re-test. Call us for advice.



12 Place kit into plastic disposal bag and dispose of according to your local regulations.